



BROOKLYN

Glazed Porcelain Tiles
-Nature

BROOKLYN

Glazed Porcelain Tiles-Nature



BROWN
CS18136•90x180cm



BROOKLYN

Glazed Porcelain Tiles-Nature



LIGHT GREY
CZ12850S•60x120cm



LIGHT GREY
CH6850S•60x60cm



BEIGE
CZ12852S•60x120cm



BEIGE
CH6852S•60x60cm



BLCK
CZ12859S•60x120cm



BLCK
CH6859S•60x60cm



CH6850SB1FA150•15x15cm



CH6850SB2FA150•15x15cm



CH6852SB1•15x15cm




















TECHNICAL CHARACTERISTICS

QUALITY CONTROL IN ACCORDANCE WITH EN 14411-ISO 13006-ANNEX G-GROUP B1a

	Testing items	National Standard (GB/T 4100-2015 Annex G)	Euro Standard (EN14411:2012)	Factory Tested Value
	Water absorption(%)	$E \leq 0,5\%$	$E \leq 0,5\%$	$E < 0,4\%$
	Length and width	$\pm 0,6\%$	$\pm 0,6\%$	Conforms to standard
	Thickness	$\pm 5\%$	$\pm 5\%$	
	Straightness of sides	$\pm 0,5\%$	$\pm 0,5\%$	
	Rectangularity	$\pm 0,5\%$	$\pm 0,5\%$	
	Surface flatness	$\pm 0,5\%$	$\pm 0,5\%$	
	Breaking Strength(N)	≥ 1300	≥ 1300	≥ 2500
	Modulus of rupture (Mpa)	≥ 35	≥ 35	≥ 42
	Abrasion-resistance	Declared value	Declared value	Class 4
	Resistance to chemicals	Declared value	Declared value	Class A
	Thermal shock resistance	No crack by tested for 10 times	Required	Conforms to standard
	Slip resistance	Declared value	Declared value	$\geq 0,6$
	Frost resistance	No crack by tested for 100 cycles	Required	Conforms to standard
	Stain resistance	Minimum Class 3	Minimum Class 3	Class 5

PACKING LIST

SIZE(CM)	PCS/BOX	SQM/BOX	KGS/BOX (G.W.)	BOXES/PALLET(PAL.SIZE)					BOXES/CNT(20'GP)			
				80X120cm	80X124cm	92X120cm	100X100cm	105X105cm	105X184cm	21T	24T	27T
90X180X1.1	1	1.62	42						60	480	540	630
90X90X1.1	2	1.62	40					42		504	588	672
45X90X1.1	3	1.215	30					48		672	768	888
45X45X1.1	5	1.0125	25				32			832	960	1256
60X90X1.1	3	1.62	39.5	36			36			522	594	666
30X90X1.1	5	1.35	33			36		36		570	594	800
20X90X1.1	6	1.08	26.5			45		45		765	880	990
15X90X1.1	8	1.08	26.5			48		48		768	888	1008
60X120X1.1	2	1.44	36		27					572	660	726
60X60X0.95	4	1.44	31.5	32			32			680	752	832
30X60X0.95	8	1.44	31.5	32	36		32			680	752	832
30X30X0.95	13	1.17	25.5	40				46		800	920	1040